





**RSACONFERENCE**  
**ASIA PACIFIC 2013**  
JUNE 5-6 | MARINA BAY SANDS | SINGAPORE

**Friends 2.0 (Attendees ):** Connect with other attendees while at the conference through the mobile app!

Fill out your mobile app profile by tapping the settings () on the top left of the dashboard screen. Upon launch you are prompted to fill this out. If you leave the profile empty, the app will continue to “nag” you. Once your profile is saved, you can choose to publish your profile to the People list () where other attendees can view your information and request friendship. Once a friendship has been accepted, you can choose to share schedules to make schedule coordination much easier, send direct messages, keep notes, and store colleagues’ contact information. By publishing your information to the People icon you are giving consent for your information to be public. You can, at any point, un-publish your information from the My Profile tab.

If you do not wish to share your information through the People icon, you are still able to establish friendships through the mobile app. While in the Friends icon () at the top right you will see a plus sign, tap this to enter a code that a colleague has provided to you, or request a code to give. Once entered, the one time use code will connect you and your fellow attendee without making your personal information public. You will have to request a new code for each connection you wish to make.

**\*\*Please note: if you are syncing multiple devices, you will show up twice in the People icon per each device that you publish a profile on. Therefore we recommend publishing your profile only from the primary device that you plan to use at the conference; this should also be the initial device that you choose to sync for Multi Device Sync\*\***

Mobile App Powered by:

