






BlackBerry Tip Sheet


 **Profile:** In order to create a personal schedule, bookmark exhibitors, invite friends to download the app, and take notes, an account must be created. Tap the gear and choose "Create New Account," fill in the provided fields and login.


 **My Schedule:** Tap the events icon to search for events by day and time, or search for an event by keyword in the search bar. Scroll to the bottom of a particular event listing and tap "Add to Schedule". This will automatically add your chosen event to your personal schedule. To manually enter a schedule listing, open the "My Schedule" icon and tap the plus sign in the top right hand corner.


 **Speakers:** Browse speakers, their bio, and the events where they are presenting. Search by typing any part of a speaker's name into the search bar at the top of the speakers list. You may also search alphabetically by last name. Speaker listings indicate events speaking. Tap the event link to be taken to the corresponding schedule-able event.


 **Events:** Browse by day to view details of each event. Enter the title of an event into the search bar to search the entire events icon.

 **Maps:** Browse the floor map to help navigate the meeting. Use +/- to zoom. Can't find a session room, bathroom or elevator? Check the map!


 **Facebook & LinkedIn:** Stay in the know by viewing trending topics on the Facebook page or LinkedIn Group.


 **Local Places:** Browse a categorized list of local things to do and where to eat. Tap a place to view it's details. To view the location on Google Maps, tap the address.

 **Twitter:** Follow the conversation about the meeting or conference. Have a Twitter account? Join in by posting a Tweet!

 **Alerts:** The most recent three alerts will sit at the top of the app dashboard under "Recent Activity". All alerts will automatically be stored in the Alerts icon on the dashboard.

 **Photo Gallery:** View photos taken throughout the show.

 **Show Documents:** Read, download, and email pdf show documents.

 **Exhibitors:** Find exhibitors listed alphabetically and by category, or search using the magnifying glass on the dashboard.

Other Helpful Tips:

App Updates: Depending on your Internet connection, it may take a few seconds to open. Refresh your mobile browser in order to be sure you are viewing the most updated content.

Contact Core-apps directly for technical assistance by tapping the support@core-apps.com link provided within the "About this App" section.

Mobile App Powered by:

CORE-APPS

